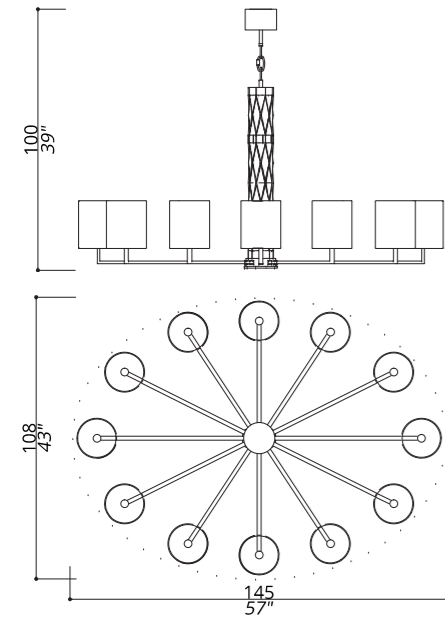


FLAIRE



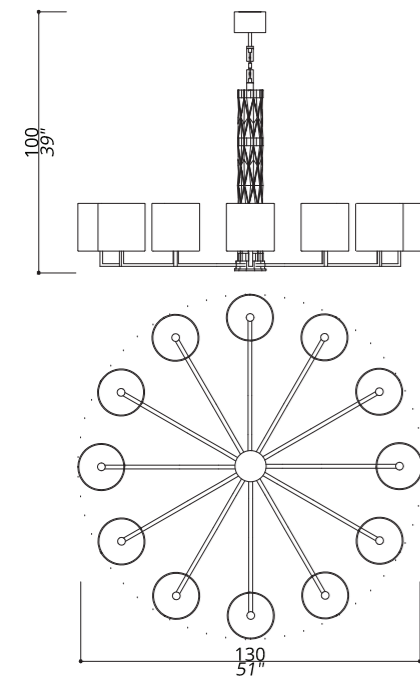
411-BB-22

CHANDELIER

OVAL SHAPED; CENTRAL STRUCTURE COMPOSITION OF SOLID BRASS ELEMENTS. 50 CENTIMETRES OF CHAIN INCLUDED.

STRUCTURE IN F_13 (BURNISHED BRASS FINISH); CONNECTION BOX AND DETAILS IN F_10 (NATURAL BRASS). SHADES IN TS_22 (IVORY TREVIRA WAVE).

12 LIGHTS
TYPE E14



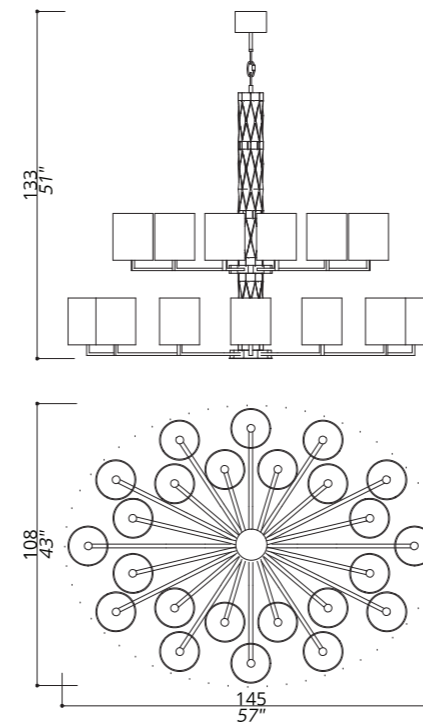
413-BB-22

CHANDELIER

ROUND SHAPED; CENTRAL STRUCTURE COMPOSITION OF SOLID BRASS ELEMENTS. 50 CENTIMETRES OF CHAIN INCLUDED.

STRUCTURE IN F_13 (BURNISHED BRASS FINISH); CONNECTION BOX AND DETAILS IN F_10 (NATURAL BRASS). SHADES IN TS_22 (IVORY TREVIRA WAVE).

12 LIGHTS
TYPE E14



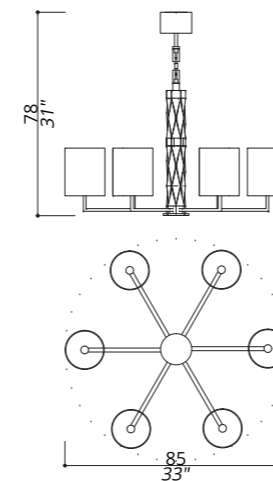
414-BB-24

DOUBLE
CHANDELIER

TWO LAYERS, OVAL SHAPED; CENTRAL STRUCTURE COMPOSITION OF SOLID BRASS ELEMENTS. 50 CENTIMETRES OF CHAIN INCLUDED.

STRUCTURE IN F_13 (BURNISHED BRASS FINISH); CONNECTION BOX AND DETAILS IN F_10 (NATURAL BRASS). SHADES IN TS_24 (GOLD TREVIRA WAVE).

24 LIGHTS
TYPE E14



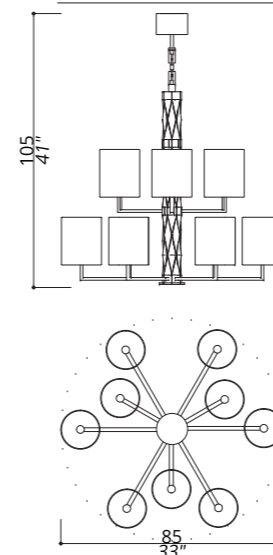
415-BB-22

CHANDELIER

ROUND SHAPED; CENTRAL STRUCTURE COMPOSITION OF SOLID BRASS ELEMENTS. 50 CENTIMETRES OF CHAIN INCLUDED.

STRUCTURE IN F_13 (BURNISHED BRASS FINISH); CONNECTION BOX AND DETAILS IN F_10 (NATURAL BRASS). SHADES IN TS_22 (IVORY TREVIRA WAVE).

6 LIGHTS
TYPE E14



416-BB-22

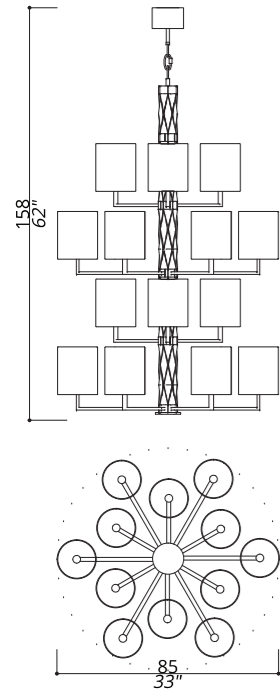
CHANDELIER

ROUND SHAPED; CENTRAL STRUCTURE COMPOSITION OF SOLID BRASS ELEMENTS. 50 CENTIMETRES OF CHAIN INCLUDED.

STRUCTURE IN F_13 (BURNISHED BRASS FINISH); CONNECTION BOX AND DETAILS IN F_10 (NATURAL BRASS). SHADES IN TS_22 (IVORY TREVIRA WAVE).

9 LIGHTS
TYPE E14

FLAIRE



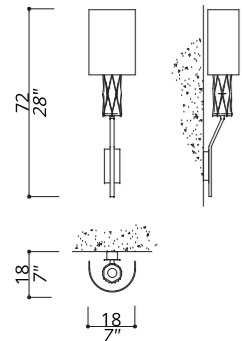
418-BB-22

MODULAR
CHANDELIER

ROUND SHAPED; CENTRAL STRUCTURE
COMPOSITION OF SOLID BRASS ELEMENTS.
50 CENTIMETRES OF CHAIN INCLUDED.

18 LIGHTS
TYPE E14

STRUCTURE IN F_13 (BURNISHED BRASS
FINISH); CONNECTION BOX AND DETAILS
IN F_10 (NATURAL BRASS).
SHADES IN TS_22 (IVORY TREVIRA WAVE).

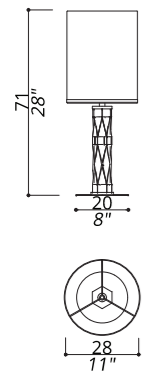


421-BB-22

WALL LAMP

STRUCTURE IN F_13 (BURNISHED BRASS
FINISH); CONNECTION BOX AND DETAILS
IN F_10 (NATURAL BRASS).
SHADE IN TS_22 (IVORY TREVIRA WAVE).

1 LIGHT
TYPE E14



431-BB-22

TABLE LAMP

STRUCTURE AND BASE IN F_13 (BURNISHED
BRASS FINISH); DETAILS IN F_10 (NATURAL
BRASS). METAL BASE.
SHADE IN TS_22 (IVORY TREVIRA WAVE);
GOLD METAL TRIMMING.

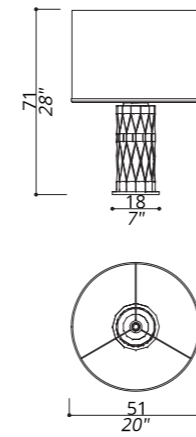
1 LIGHT
TYPE E27

431-NN-22

STRUCTURE AND BASE IN F_33 (SATIN NICKEL
FINISH); DETAILS IN F_31 (POLISHED NICKEL
FINISH). METAL BASE.
SHADE IN TS_22 (IVORY TREVIRA WAVE);
NICKEL METAL TRIMMING.

431-RK-25

STRUCTURE AND BASE IN L_56 (BLACK MATTE
FINISH); DETAILS IN F_21 (POLISHED COPPER
FINISH). METAL BASE.
SHADE IN TS_25 (DARK GRAY TREVIRA WAVE);
COPPER METAL TRIMMING.

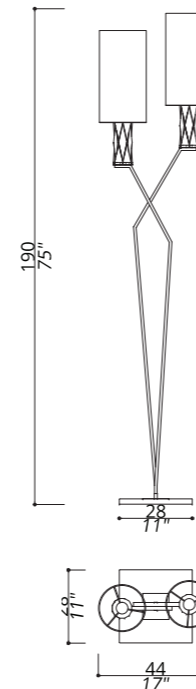


432-BB-22

TABLE LAMP

STRUCTURE AND BASE IN F_13 (BURNISHED
BRASS FINISH); DETAILS IN F_10 (NATURAL
BRASS). METAL BASE.
SHADE IN TS_22 (IVORY TREVIRA WAVE);
GOLD METAL TRIMMING.

1 LIGHT
TYPE E27



441-RK-25

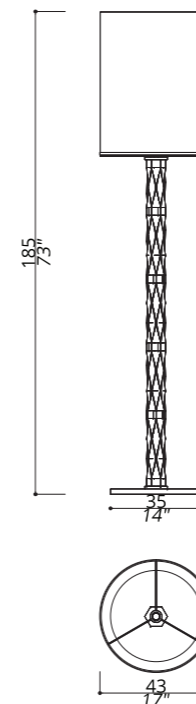
FLOOR LAMP

STRUCTURE IN L_56 (BLACK MATTE FINISH);
DETAILS IN F_21 (POLISHED COPPER
FINISH). MARQUINIA MARBLE BASE.
SHADES IN TS_25 (DARK GRAY TREVIRA WAVE).

2 LIGHTS
TYPE E14

441-BB-22

STRUCTURE IN F_13 (BURNISHED BRASS
FINISH); DETAILS IN F_10 (NATURAL BRASS).
PORTORO MARBLE BASE.
SHADES IN TS_22 (IVORY TREVIRA WAVE).



442-BB-22

FLOOR LAMP

STRUCTURE IN F_13 (BURNISHED BRASS
FINISH); DETAILS IN F_10 (NATURAL BRASS).
PORTORO MARBLE BASE.
SHADE IN TS_22 (IVORY TREVIRA WAVE);
GOLD METAL TRIMMING.

1 LIGHT
TYPE E27